

DIRECT-A-BEAM LIGHT

Model ALU-27 (220V)

OPERATION INSTRUCTIONS and PARTS LIST

DESCRIPTION:

The ASEPTICO ALU-27 Direct-A-Beam is a compact, adjustable light designed for maximum efficiency. The 85 watt halogen multi-mirrored lamp provides approximately 1600 foot candles at 24 inches of natural white light with less energy consumption than standard lamps. Features include variable light intensity, adjustable light beam diameter, and a quiet integrated cooling fan. Your new ALU-27 light is engineered to provide many years of reliable service. Please read the instructions provided below to ensure that you receive the best and longest service from your Aseptico equipment.



SETTING UP:

1. Remove the ALU-27 light from its packing and case. Unfold the tripod legs, slide stand to the bottom, and secure with thumbscrew. Position light on the floor and adjust the boom and gooseneck to a comfortable operating position.
2. Plug the power cord into a standard 220 volt grounded power outlet. (110 volt available on request)



P.O. Box 1548 • Woodinville, WA 98072-1548
1-800-426-5913 • 425-487-3157 • Fax: 360-668-8722
email: info@aseptico.com • Internet: www.aseptico.com

OPERATION FUNCTIONS:

1. **POWER SWITCH-** On/Off power control of light. When switched on, lamp should light and cooling fan should operate.
2. **LIGHT INTENSITY ADJUSTMENT-** Increases or decreases light beam intensity. Light output is approximately 1600 foot candles at 24 inches, when set to maximum intensity.
3. **BEAM FOCUS-** Increases or decreases diameter of light beam. Rotate Lens nose cone for beam focus.

LAMP REPLACEMENT: If lamp burns out, cooling fan will not function. To change lamp, first unplug ALU-27 light from power source and allow light to cool. Loosen two thumbscrews from the lamp cover plate and remove. Lift exposed lamp out of socket using the eject lever (see picture, opposite page). Push lever down and then insert a new lamp. **NOTE:** For longest lamp life, avoid touching the halogen bulb -- handle with tissue. Replace lamp cover plate and secure with thumbscrews. Use an ESH 85W 82v halogen replacement lamp (P/N: 820003).



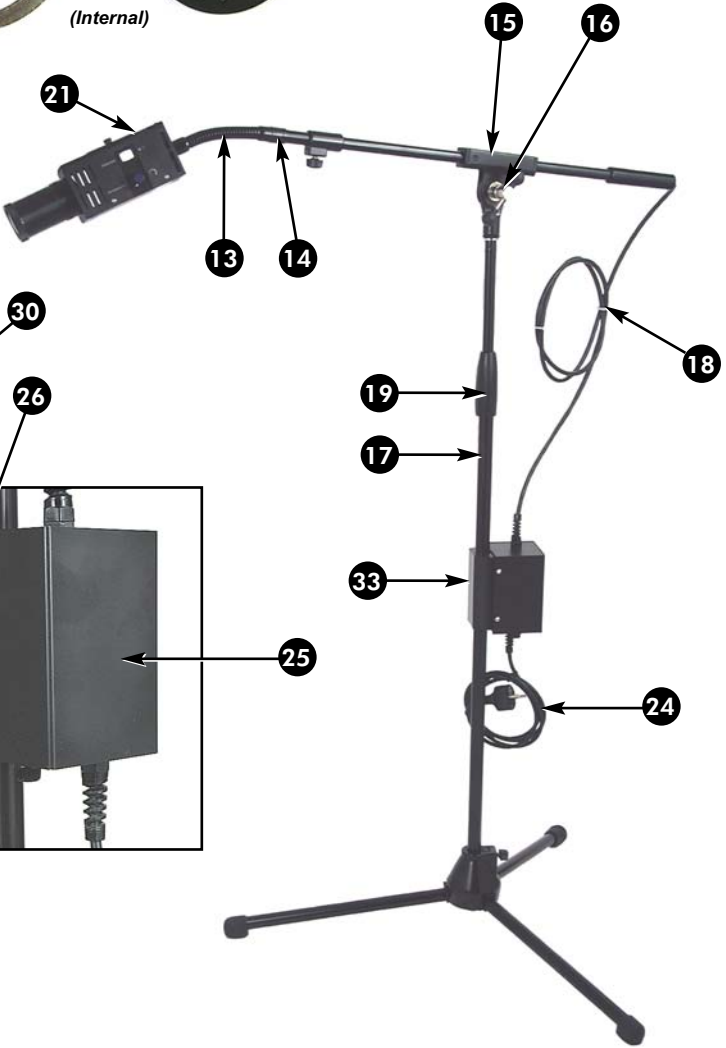


TROUBLE SHOOTING: If power switch is on, but lamp will not light:

- Turn intensity knob to maximum setting.
- Replace lamp with ESH type.
- Check plug and electrical source.
- Check power source.

IMPORTANT: When changing halogen lamp, avoid touching the glass bulb portion of the halogen lamp with fingers. Oils left by finger contact will shorten the life of the bulb.

PARTS LIST

Item	Description	Part Number	Quantity
1	Lens - G-3 Industrial	660007	1
2	Lens Retainer	460096-08	1
3	Retainer	510246	1
4	Diaphragm Pin Actuated	520021	1
5	Lens Housing	460115	1
6	Chassis, Top	460116-08	1
7	Chassis, Access Cover	460118-08	1
8	Thumbscrew Assembly	510180	2
9	Switch, Rocker	830002	1
10	C/S Btnsoc, Stainless	510016	--
11	Knob, Blk W/Blue Cap	850019	1
12	Chassis, Bottom Lamp	460117-08	1
13	Gooseneck, 6" Modified	460588-08	1
14	Adapter, Boom	460119-08	1
15	Boom Handle, Modified	460348	1
16	Torque Nut, T Bar Handle	510381	1
17	Stand	730150	1
18	Linecord, US, Black	840004	1
19	Stand Heigh Adj.	710137	1
20	PC Board	330086	1
21	Fan (Internal)	540001	1
22	Carrying Case (Pictured on front cover)	410084	1
23	Lamp Bulb, Halo w/Reflector	820003	1
24	Linecord, EURO Blk	840005	1
25	Chassis, ALU-27 XFMR Top Cmpl	460031-08	1
26	C/S BtnSoc Stnls 6-32x14	510037	4
27	Fuse, 5x20mm Fast Acting 1.0A	830032	1
28	Fuse Holder, 5x20mm Pan Mtg UL	830003	1
29	Nut, Keps Pltd 8-32	510020	1
30	XFMR, 240V 50Hz 90V @ 90 Watts	800059	1
31	SMS Stnls PhdPhl #10x3/4	510305	4
32	Chassis, ALU-27 XFMR Base Cmpl	460030-08	1
33	Chassis, ALU-27/29 Nylon Brkt	460329	1



WARRANTY

Aseptico warrants its products against defects in material or workmanship for a period of one (1) year, from date of original invoice. Some handpieces are warranted for one year under the same conditions. Other handpieces and expendable components, such as air turbines and light bulbs, are covered by shorter warranty periods, or have no warranty. Aseptico's sole obligation under product warranty is (at its sole option and discretion) to repair or replace any defective component or product in part or whole. Aseptico shall be the sole arbiter of such action.

In the event of alleged defect under warranty, the purchaser is to notify Aseptico's Customer Service Department promptly. Customer Service will provide instructions, usually directing that the product be returned for service. Shipment to Aseptico and the cost thereof is always the responsibility of the purchaser.

Accidental misuse, inappropriate installation, or failure to perform directed maintenance voids the warranty.

Aseptico does not assume, under this warranty, any risks or liabilities arising from the clinical use of its products, whether or not such use involves coincidental utilization of products manufactured by others.

NOTE: In the interest of serving our customers more efficiently, customers receiving service on non-warranted repairs are expected to accept charges that are less than \$250.00 without further notification.



EU Authorized Representative:
Advena Ltd., Hereford, HR4 9DQ, UK



*P.O. Box 1548 • Woodinville, WA 98072-1548
1-800-426-5913 • 425-487-3157 • Fax: 360-668-8722
email: info@aseptico.com • Internet: www.aseptico.com*