

DIRECT-A-BEAM LIGHT

Model ALU-27 (120V)

OPERATION INSTRUCTIONS and PARTS LIST

DESCRIPTION:

The ASEPTICO ALU-27 Direct-A-Beam is a compact, adjustable light designed for maximum efficiency. The 85 watt halogen multi-mirrored lamp provides approximately 1600 foot candles at 24 inches of natural white light with less energy consumption than standard lamps. Features include variable light intensity, adjustable light beam diameter, and a quiet integrated cooling fan. Your new ALU-27 light is engineered to provide many years of reliable service. Please read the instructions provided below to ensure that you receive the best and longest service from your Aseptico equipment.



SETTING UP:

1. Remove the ALU-27 light from its packing and case. Unfold the tripod legs, slide stand to the bottom, and secure with thumbscrew. Position light on the floor and adjust the boom and gooseneck to a comfortable operating position.
2. Plug the power cord into a standard 110 volt grounded power outlet. (220 volt available on request)



P.O. Box 1548 • Woodinville, WA 98072-1548
1-800-426-5913 • 425-487-3157 • Fax: 360-668-8722
email: info@aseptico.com • Internet: www.aseptico.com

OPERATION FUNCTIONS:

1. **POWER SWITCH**- On/Off power control of light. When switched on, lamp should light and cooling fan should operate.
2. **LIGHT INTENSITY ADJUSTMENT**- Increases or decreases light beam intensity. Light output is approximately 1600 foot candles at 24 inches, when set to maximum intensity.
3. **BEAM FOCUS**- Increases or decreases diameter of light beam. Rotate Lens nose cone for beam focus.

LAMP REPLACEMENT: If lamp burns out, cooling fan will not function. To change lamp, first unplug ALU-27 light from power source. Loosen two thumbscrews from the lamp cover plate and remove. Lift exposed lamp out of socket using the eject lever. Push lever down and then insert a new lamp. Replace lamp cover plate and secure with thumbscrews. Use an ESH 85W 82v halogen replacement lamp (P/N: 820003).

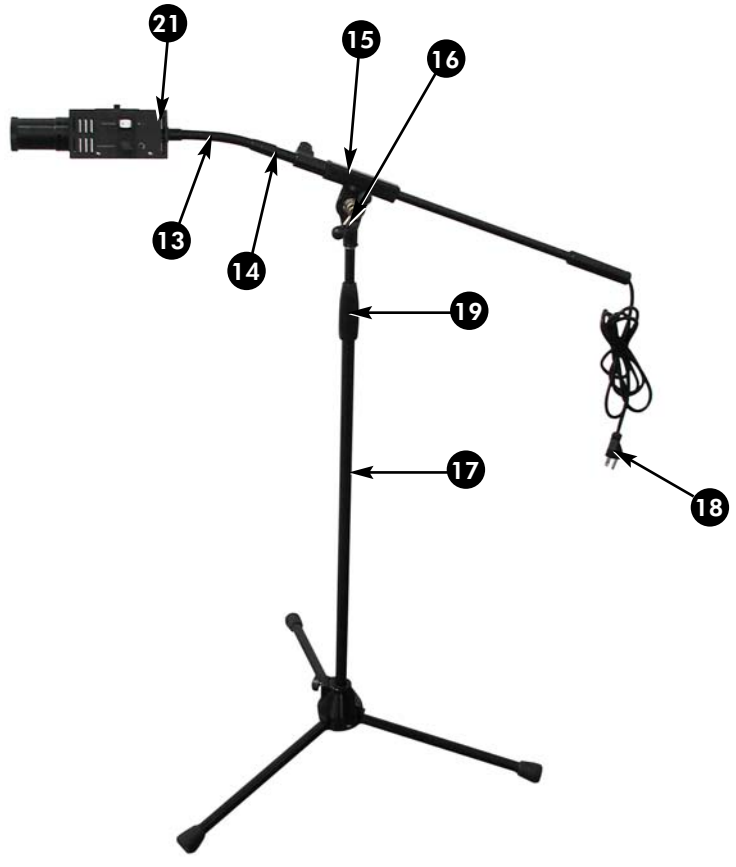


TROUBLE SHOOTING:

If power switch is on, but lamp will not light:

- Turn intensity knob to maximum setting.
- Replace lamp with ESH type.
- Check plug and electrical source.
- Check power source.

PARTS LIST

| Item | Description | Part Number | Quantity |
|------|---|-------------|----------|
| 1 | Lens - G-3 Industrial | 660007 | 1 |
| 2 | Lens Retainer | 460096-08 | 1 |
| 3 | Retainer | 510246 | 1 |
| 4 | Diaphragm Pin Actuated | 520021 | 1 |
| 5 | Lens Housing | 460115 | 1 |
| 6 | Chassis, Top | 460116-08 | 1 |
| 7 | Chassis, Access Cover | 460118-08 | 1 |
| 8 | Thumbscrew Assembly | 510180 | 2 |
| 9 | Switch, Rocker | 830002 | 1 |
| 10 | C/S Btnsoc, Stainless | 510016 | -- |
| 11 | Knob, Blk W/Blue Cap | 850019 | 1 |
| 12 | Chassis, Bottom Lamp | 460117-08 | 1 |
| 13 | Gooseneck, 6" Modified | 460588-08 | 1 |
| 14 | Adapter, Boom | 460119-08 | 1 |
| 15 | Boom Handle, Modified | 460348 | 1 |
| 16 | Torque Nut, T Bar Handle | 510381 | 1 |
| 17 | Stand | 730150 | 1 |
| 18 | Linecord, US, Black | 840004 | 1 |
| 19 | Stand Heigh Adj. | 710137 | 1 |
| 20 | PC Board (Internal) | 330086 | 1 |
| 21 | Fan (Internal) | 540001 | 1 |
| 22 | Carrying Case (Pictured on front cover) | 410084 | 1 |
| 23 | Lamp Bulb, Halo w/Reflector (Not Shown) | 820003 | 1 |



WARRANTY

Aseptico warrants its products against defects in material or workmanship for a period of one (1) year, from date of original invoice. Some handpieces are warranted for one year under the same conditions. Other handpieces and expendable components, such as air turbines and light bulbs, are covered by shorter warranty periods, or have no warranty. Aseptico's sole obligation under product warranty is (at its sole option and discretion) to repair or replace any defective component or product in part or whole. Aseptico shall be the sole arbiter of such action.

In the event of alleged defect under warranty, the purchaser is to notify Aseptico's Customer Service Department promptly. Customer Service will provide instructions, usually directing that the product be returned for service. Shipment to Aseptico and the cost thereof is always the responsibility of the purchaser.

Accidental misuse, inappropriate installation, or failure to perform directed maintenance voids the warranty.

Aseptico does not assume, under this warranty, any risks or liabilities arising from the clinical use of its products, whether or not such use involves coincidental utilization of products manufactured by others.

NOTE: In the interest of serving our customers more efficiently, customers receiving service on non-warranted repairs are expected to accept charges that are less than \$250.00 without further notification.



*P.O. Box 1548 • Woodinville, WA 98072-1548
1-800-426-5913 • 425-487-3157 • Fax: 360-668-8722
email: info@aseptico.com • Internet: www.aseptico.com*